



# **Inclusive Healthcare Design**

For Dementia and  
Ageing Environments

**Gerflor**<sup>®</sup>



# Contents

## 04 Inclusive Design is for everyone! And it considers...

## 05 Dementia: Disease or syndrome?

## 06 Why Dementia is important!

## 07 Dementia Services Development Centre (DSDC)

### 07 Respect contrasts

How can we make the surrounding environment Dementia friendly?

Avoid falls and trips

Falls also caused by high stepping

Door colours are also important!

Handrails contrast to the walls

## 13 Where to find LRV Values ?

## 14 Pay attention to patterns, designs, visual and sensorial aspects

Avoidance of erroneous moves and confusion

Control the shine

Blend the dots into the principal floor's surface colour

Layout patterns

Smell & odour

Noise

## 18 DSDC Accreditation Levels

## 18 Accredited floorings and walls ranges by the DSDC

Taralay Impression

Premium

Mipolam Symbioz

Mipolam Affinity

Tarasafe H2O

Creation 55

Creation 70

Mural Revela

Wall Covering (SPM) Mural Calypso

Wall Protection (SPM) Decochoc

Wall Protection (SPM) Decowood

Wall Protection (SPM) Decotrend

Find us on social media:



# Inclusive Design is for everyone!

It is design that considers the full range of human diversity with respect to ability, language, culture, gender, age and other forms of human difference.



## And it considers...



- Vision
- Hearing
- Mobility
- Intellectual abilities
- Communication abilities



- Culture
- Religion
- Social status
- Economic status



- Height
- Weight
- Age
- Gender




- Psycho-emotional state
- Ways of perception

# Dementia: Disease or syndrome?

It is a syndrome, usually of a chronic or progressive nature, caused by a variety of brain illnesses that affect memory, thinking, behaviour and ability to perform everyday activities.

Dementia is overwhelming not only for the people who have it, but also for their caregivers and families.

An "umbrella" term used to describe a range of symptoms associated with cognitive impairment.



# Why Dementia is important!

**55m** Today

**132m** 2050

People living with Dementia

**7th**

Leading cause of death

**65%**

Of people dying of dementia-related deaths are women

Dementia is a major cause of disability and dependency among older adults worldwide


Source: Global action plan on the public response to dementia, WHO Report

## They see and experience the world differently !



Less sensitivity to variations in the contrast between objects and background

- Diminished ability to detect movement
- Reduced ability to see different colours
- Problems directing or shifting gaze
- Problems with recognizing things and faces
- Reduced sensitivity to depth perception



# Dementia Services Development Centre



Is an international centre for knowledge exchange and research impact dedicated to improving the lives of people with dementia.

In order to accommodate the unique needs of people with dementia and make their lives easier, DSDC is responsible for accrediting finishing material designs and patterns in addition to offering guidance for designing dementia-friendly surroundings.

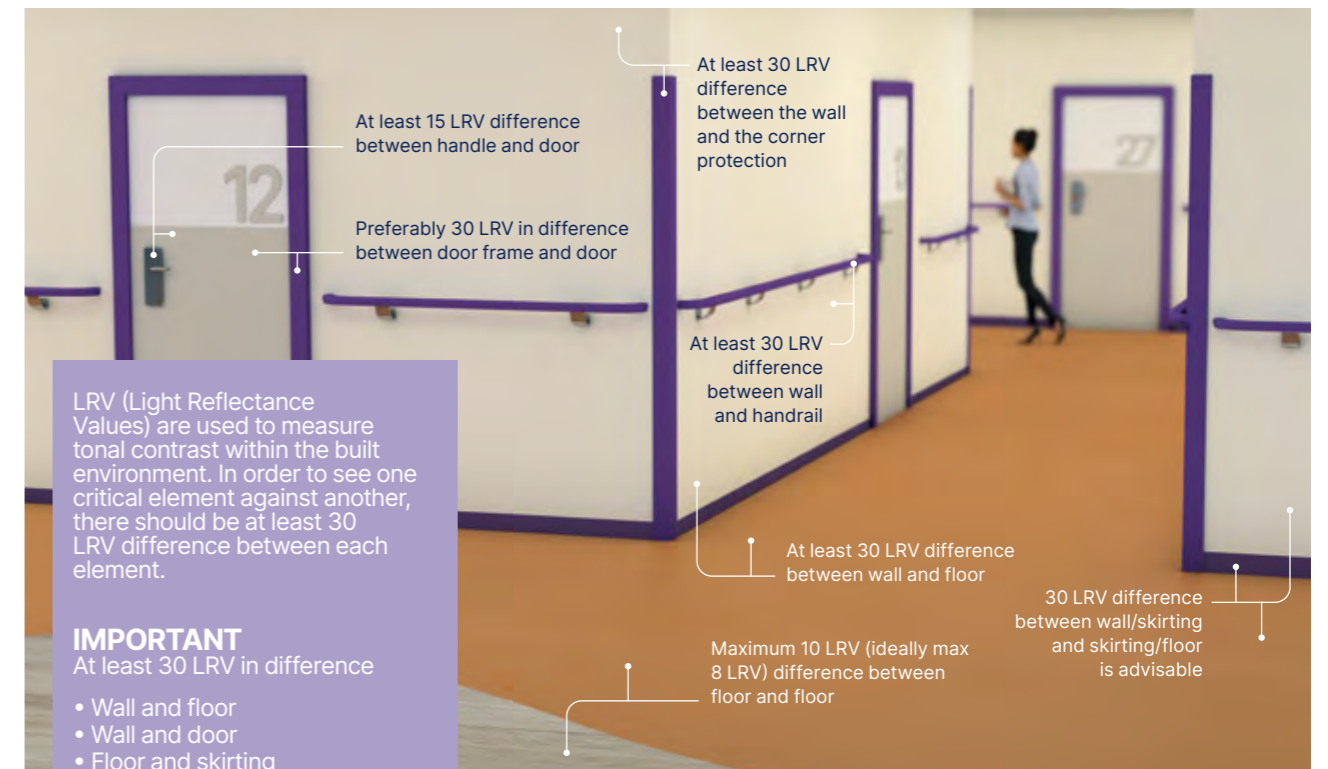


<https://www.dementia.stir.ac.uk/>

## Respect contrasts

### How can we make the surrounding environment Dementia friendly?

Colours need to contrast to ensure visibility within spaces and give a 3D enhancement to the environment. As people living with dementia age and the condition progresses, their eyesight can change. Contrasting walls and floors, tables and chairs, and even sets of plates and bowls, ensure that everything is noticeable and recognisable.



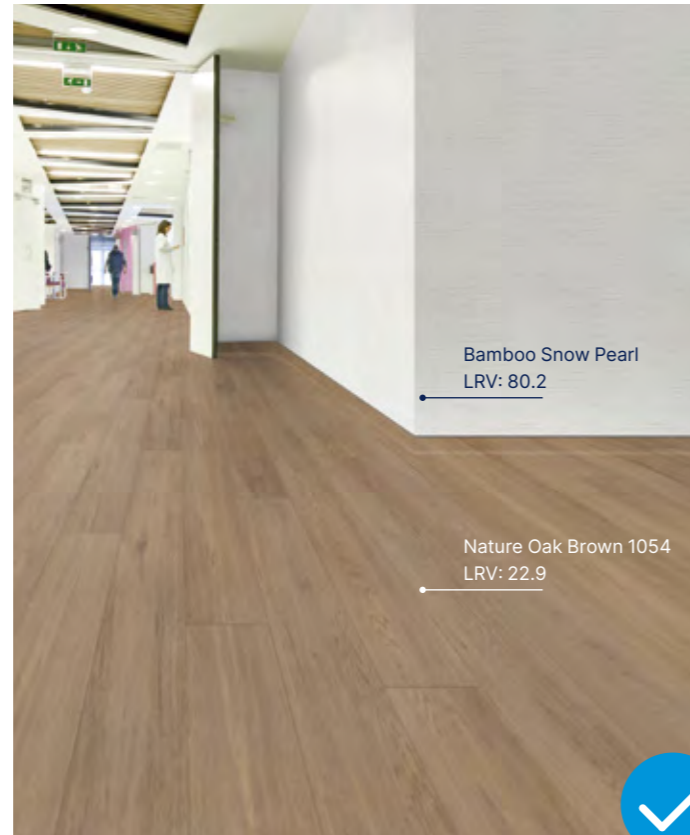
LRV (Light Reflectance Values) are used to measure tonal contrast within the built environment. In order to see one critical element against another, there should be at least 30 LRV difference between each element.

**IMPORTANT**  
At least 30 LRV in difference


- Wall and floor
- Wall and door
- Floor and skirting
- Wall/door and sign
- Wall and handrail

## Avoid falls and trips

- Tonal contrast is one important factor that must be considered.
- This is because persons who have dementia frequently struggle to recognise contrasts between surfaces.
- It's crucial that people living with dementia can distinguish between the ends of the floor and the walls that surround them.



**LRV differential  
of Floor/Wall  
>30 points**



**LRV differential  
of Floor/Wall  
<30 points**

## Falls also caused by high stepping

- The floor should feel and appear to be one continuous surface in its ideal state.
- It is essential to choose flooring materials for adjacent areas that have LRVs that are close to one another and have complementary tones.
- The threshold strips between two floor surfaces have to be similar tone ideally within 3 LRV of each other.



**LRV differential  
of Floor/Floor  
<10 points**



**LRV differential  
of Floor/Floor  
>10 points**

## Door colours are also important !



**LRV differential of Wall/Door  
<10 points = Staff Door**

- Utilize the colours of the door to control entry to various rooms and zones.
- If at all feasible, provide each end user with a unique door colour to personalise the room entrance; door colour is only one way to achieve it.



**LRV differential of Wall/Door  
>30 Points = Public Door**

## Handrails contrast to the walls

- For safety, it is important that handrails are visible.
- Use LRV value to highlight them.



**LRV differential  
of Wall/Handrail  
>30 Points**



**LRV differential  
of Wall/Handrail  
<30 Points**

# Where to find LRV Values ?



LRV values are available for all Gerflor floorings and walls solutions.



# Pay attention to patterns, designs, visual and sensorial aspects

## Avoidance of erroneous moves and confusion

- It's important to keep the flooring design free of contrasting colours and patterns. Plainer floor designs are more suitable for dementia inclusive environments.
- These can be perceived as changes in level or things to avoid and may lead to trips and falls.



## Control the shine

- It is important to select flooring options without any shine or sparkle effect in their design since these elements may be seen as a wet floor surface by someone with dementia, disrupting their gait and raising the possibility of a slip.



Shows minimal glare and reflection which is ideal for a dementia inclusive interior.

Shiny and sparkly effects in the flooring design can be mistaken for a wet surface. This can disrupt the gait of patients and increase the risk of slipping.



## Blend the dots into the principal floor's surface colour

- A large tonal contrast between the secondary flecks and the primary floor tone should be avoided when using speckles or secondary flecks in the flooring material.
- Dementia patients could mistake the specks for pieces on the floor and try to pick them up to toss them away.
- Flooring with slight tonal secondary flecks or a solid colour is preferred.



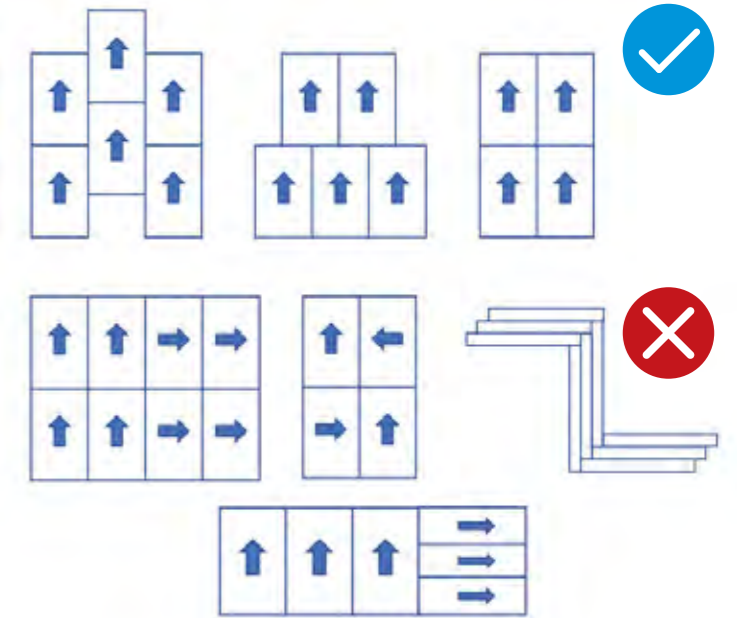
Is a good example of tonally consistent flooring. The secondary colour within the pattern is tonally close to the main background colour.



Shows an example of flooring to avoid using in dementia inclusive environments. The light edges contrast noticeably with the main background colour and this creates tonal inconsistency and could be perceived as undulations or movement within the flooring.

## Layout patterns

- The flooring should always be laid in the same direction. If it isn't, this can cause patients to become confused and disorientated.



## Smell & odour



- Odours may accumulate from liquid or food spills and incontinence on the floor. This could create intense emotional reactions, confusion and discomfort. All of Gerflor's resilient floorings come with a high-quality surface treatment, this ensures a non-porous surface for easy cleaning.



## Noise

- A noisy environment can make social interactions much harder and intensify risk of falls. To help prevent this, use Gerflor comfort flooring with excellent acoustic properties to minimise impact sound.



# DSDC Accreditation Levels



Rating	Rating Description	
<b>class 1a</b>	Flooring within this rating are plain and can be used indiscriminately.	
<b>class 1b</b>	Flooring within this rating are semi-plain (minimal texture or fleck / and or minimum contrast between fleck / pattern, wood effect with no knots) and in general, can be used throughout. Natural patterns such as timber and stone may be used in most areas due to their familiarity but with a degree of caution.	
<b>Class 2</b>	Flooring within this rating have some pattern and need to be used with caution. The natural patterns such as timber & stone in this range are more figured / patinated and although still familiar they need to be used with more caution than the above range.	
<b>Not suitable</b>	Flooring within this rating have strong pattern, flecks and / or are highly reflective & are not suitable for use in areas used by people with dementia. Tessellated tile arrangements are not considered appropriate irrespective of pattern. This rating incorporates stripes, flowers and dots which could be seen as dirt or something to pick up. Thus, it is possible that some people with dementia, particularly if on anti-psychotic drugs, may have an adverse reaction to these patterns. Thus, it is possible that some people with dementia, particularly if on anti-psychotic drugs, may have an adverse reaction to these patterns.	

## Accredited floorings ranges by the DSDC














	Product Range	Colourway	Colour code	LRV	DSDC Stirling Rating	Notes
TARALAY IMPRESSION	Uni Matt Brick		1090	23	1a	Totally plain & matt
	Uni Matt Copper		1089	21.3	1a	As above
	Uni Matt Corail		1091	28.4	1a	As above
	Uni Matt Dark Beige		1088	36.8	1a	As above
	Uni Matt Dark Green		1079	14.1	1a	As above



















	Product Range	Colourway	Colour code	LRV	DSDC Stirling Rating	Notes
TARALAY IMPRESSION	Uni Matt Green		1080	32.6	1a	Totally plain & matt
	Uni Matt Grey		0832	43	1a	As above
	Uni Matt Indigo		1078	34.1	1a	As above
	Uni Matt Jungle Grey		1084	29	1a	As above
	Uni Matt Lagoon		1081	38.6	1a	As above















	Product Range	Colourway	Colour code	LRV	DSDC Stirling Rating	Notes
TARALAY IMPRESSION	Uni Matt Light Beige		1092	48.2	1a	Totally plain & matt
	Uni Matt Light Green		1082	46.9	1a	As above
	Uni Matt Navy		1083	9.1	1a	As above
	Uni Matt Poudre		1086	29.9	1a	As above
	Uni Matt Teal		1085	17.7	1a	As above
	Uni Matt White		0848	64.3	1a	As above
	Uni Matt Yellow		1087	53.7	1a	As above
	Riverside		1057	13	1b	Mottled effect which could look slightly patchy
	Cemento Brescia		0543	32.5	1b	Some blotchy patches which are relatively noticeable
	Cemento Capri		0524	21.8	1b	The mottled effect is much more subtle
	Cemento Firenze		1025	22	1b	Some scratches and spots with a slightly patchy effect
	Cemento Genova		0523	43.1	1b	The mottled effect is much more subtle
	Cemento Napoli		1024	33.8	1b	As above
	Cemento Roma		1026	37.8	1b	As above
	Finesse Brown		1063	36	1b	Not totally plain




















	Product Range	Colourway	Colour code	LRV	DSDC Stirling Rating	Notes
TARALAY IMPRESSION	Finesse Poudre		1066	40.5	1b	Not totally plain
	Gentlemen Clear		0770	46.2	1b	As above
	Gentlemen Denim		1068	23.2	1b	As above
	Habana 3D Vinales		1070	35.5	1b	There is larger scale figuration
	Infinity Aube		0720	47.9	1b	Not totally plain
	Infinity Greige		0680	33.1	1b	As above
	Nature Oak Blond		1053	36.8	1b	Some dark spots, knots and figuration
	Nature Oak Brown		1054	22.9	1b	As above
	Nature Oak Clear		1055	41.2	1b	Some knots but overall consistent tonally
	Nature Oak Dark		1056	25.5	1b	Some dark spots, knots and figuration
















The DSDC Accredited product logo is awarded on the merit of the individual product and colourway. This accreditation does not merit the final application. Whilst every endeavor has been made to ensure the ratings are reflective of the product's suitability and applied use at the time of print, DSDC cannot be held responsible for the application of the final product, its performance or its interface with other products or finishes.










Product Range	Colourway	Colour code	LRV	DSDC Stirling Rating	Notes	
PREMIUM - BRAZILIA		Alvorada	0051	51,5	1b	Light and dark speckles are relatively noticeable to the naked eye but are perceived as closer to the background colour when viewed in tonal setting. The placement of the speckles and thus the overall pattern is consistent.
		Aracaju	0058	15,6	1b	As above
		Barueri	0054	29,9	1b	As above
		Teresina	0055	13,4	1b	As above
		Olinda	0052	37	1b	As above
		Limeira	0053	62,2	1b	As above
		Natal	0056	33,2	1b	As above
		Paraiba	3707	10,1	2	Light and dark chips are more noticeable in colour and in tonal setting.
		Ceara	3709	30,4	2	As above
		Recife	8736	54,8	2	As above
		Boa Vista	8386	63,7	2	As above
		Maceio	4477	35,7	2	As above
	PREMIUM - COCOON		Crinolin	0030	35,8	2
		Flannel	0029	31,1	2	As above
		Muslin	0027	46,7	2	Light, dark & mid-toned chips are randomly placed and not as consistent as in other ranges.
		Organza	0028	60,1	2	As above
		Satin	0032	43,5	2	As above









Product Range	Colourway	Colour code	LRV	DSDC Stirling Rating	Notes	
PREMIUM - INDIANA		Ofu	4001	88,7	2	Light & dark chips are obvious. Some chips have a pearlescent or metallic sheen, making them more noticeable.
		Tufoa	4009	66,3	2	As above
		Tokelau	4343	46,7	2	As above
		Manua	4002	63	2	As above
		Tao	4003	27,5	2	As above
		Fidji	8226	35,6	2	As above
		Bali	8150	39,2	2	As above
		Wattaru	4476	12,4	2	As above
		Dalupiri	4045	49,7	2	Light & dark chips are obvious. Some chips have a pearlescent or metallic sheen, making them more noticeable.
		Calero	4052	37,3	2	As above
		Comores	4050	28,9	2	As above
		Diwaran	4053	20,2	2	As above
		Faroe	7517	20,4	2	As above
		Cubagua	4046	39,5	2	As above
		Okuza	4047	55,3	2	As above
		Malabo	4048	46,8	2	As above
		Kilulia	4049	31,3	2	As above
		Maraca	4051	14	2	As above

Product Range	Colourway	Colour code	LRV	DSDC Stirling Rating	Notes	
PREMIUM - OSMOZ		Igloo	4378	60	1b	The pattern & background colour are relatively close in tone and as such more subtle.
		Ivory New	4364	61,1	1b	The pattern & background colour are relatively close in tone and as such more subtle.
		Alpaga New	4365	52,2	1b	As above
		Storm Grey	3792	36,3	1b	The pattern & background colour are relatively close in tone and as such more subtle.
		Koudou	4379	31,6	2	The pattern & background colour are not as close in tone and as such contrast more significantly. The pattern could be perceived as water or wet on the surface by some people living with dementia.
		Angora	4349	42,2	2	As above
		Greige	4351	25,8	2	As above
		Slate Grey	3791	21,7	2	As above
		Awara	4380	27,8	2	As above
		Rozelle	4381	17,1	2	As above
		Barbadine	4384	51,1	2	As above
		Jasmin	4383	36,5	2	As above
		Cyclades	4382	20,2	2	As above
		Pepper Grey	7737	9,4	2	The pattern & background colour are not as close in tone and as such contrast more significantly. The pattern could be perceived as wet or water on the surface by some people living with dementia.

Product Range	Colourway	Colour code	LRV	DSDC Stirling Rating	Notes	
MIPOLAM SYMBIOZ		Cotton	6001	73,4	1b	Rated 1b as pattern is subtle with the colour contrast being minimal. Very matte.
		Lipica	6002	67,8	1b	As above
		Ghibli	6005	52,2	1b	As above
		Blue Sky	6006	52,7	1b	As above
		Calico	6008	66,8	1b	As above
		Grey Stone	6009	52,4	1b	As above
		Mist	6010	47,8	1b	As above
		Tangelo	6025	35,8	1b	As above
		Cloud	6029	35,7	1b	As above
		Stonehenge	6030	36	1b	As above
		Breeze	6031	48,5	1b	As above
		Sunshine	6032	55,4	1b	As above
		Mole	6034	33,5	1b	As above
		Oceania	6036	13,7	1b	As above
		Pebble	6039	34,8	2	Some darker more noticable chips which contrast with the background tone.
		Clay	6041	41,8	2	As above
		Wood	6043	26,6	2	As above
		Sea Storm	6044	15,7	2	As above
	Chocolate	6045	9,3	2	As above	

Product Range	Colourway	Colour code	LRV	DSDC Stirling Rating	Notes	
MIPOLAM SYMBIOZ		Sauge	6047	53	1b	Rated 1b as pattern is subtle with the colour contrast being minimal. Very matte.
		Hurricane	6050	20,2	1b	As above
		Musk	6057	40	1b	As above
		Segesta	6065	18,7	1b	As above
MIPOLAM AFFINITY		Quartz	4401	64,4	2	Rated 2 due to chips contrasting with the colour and tone of the background and as such, being more obvious. Very matte and chips are consistently placed.
		Natural Shade	4403	68,8	1b	Rated 1b as pattern is more subtle with colour difference between chips and background being less contrasting. Very matte and chips are consistently placed.
		Sand Opal	4405	64	2	Rated 2 due to chips contrasting with the colour and tone of the background and as such, being more obvious. Very matte and chips are consistently placed.
		Crystal Ice	4408	67,1	1b	Rated 1b as pattern is more subtle with colour difference between chips and background being less contrasting. Very matte and chips are consistently placed.
		Matte Grey	4409	56,3	2	Rated 2 due to chips contrasting with the colour and tone of the background and as such, being more obvious. Very matte and chips are consistently placed.
		Violet Grey	4410	46,3	2	As above
		Sapphire	4416	31,9	2	As above
		Aquamarine	4417	51,5	2	As above
		Silver Grey	4420	33,1	2	As above
		Smoked Opal	4424	52,1	2	As above
		Sandy	4428	39	2	As above

Product Range	Colourway	Colour code	LRV	DSDC Stirling Rating	Notes	
MIPOLAM AFFINITY		Gray Opal	4429	43	2	As above
		Pearl Grey	4430	26,8	2	As above
		Light Greige	4441	42	2	As above
		Ruby	4448	10,1	2	In general the chips in this colourway were more subtle, however, one lighter chip was very noticeable and could be perceived as something to pick up or clean by someone living with dementia.
		Stormy Weather	4450	19,9	2	Rated 2 due to chips contrasting with the colour and tone of the background and as such, being more obvious. Very matte and chips are consistently placed.
		Orange Sunlight	4455	19,2	2	As above
		Grey Storm	4459	10,8	2	As above
		Cinabre	4475	13,6	2	Rated 2 due to chips contrasting with the colour and tone of the background and as such, being more obvious. Very matte and chips are consistently placed.
		Light Sapphire	4496	53,6	2	As above

Product Range	Colourway	Colour code	LRV	DSDC Stirling Rating	Notes	
TARASAFE H <sub>2</sub> O		Peyto	0024	43.7	1b	This product is very matte which is excellent. Not totally plain
		Nile	0025	43.4	1b	As above
		Eacham	0031	34.3	1b	As above
		Malawi	0032	40.1	1b	As above
		Rhine	0033	29.7	1b	This product is very matte which is excellent. Not totally plain
		Zambezi	0034	19.9	1b	As above
		Bacalar	0035	32.5	1b	As above
	Lagoa	0036	31.1	1b	As above	

	Product Range	Colourway	Colour code	LRV	DSDC Stirling Rating	Notes
CREATION 55		Quartet Natural	0545	16.7	2	Timber pattern with visible knots in the design and marked contrast between the planks
		Aquinoah Honey	1706	22.7	2	Visible knots appearing natural with a generally uniform coloration
		Urban Street Amber	1726	30.0	1a	Flecks with soft contrast forming a familiar stone pattern
		Linear Wood Nature	1703	29.8	2	Linear wood pattern with strong contrast in the plank
		Quartet Honey	0870	28.2	2	Timber pattern with visible knots in the design and marked contrast between the planks
		Aquinoah Blond	1704	34.2	2	Visible knots appearing natural with a generally uniform coloration
		Tamo Clear	1567	34.7	1b	Uniform timber effect without knots
		Lounge Oak Natural	1273	30.2	2	Consistent wood tone ; knots and texture too stimulating for people with dementia.
		Lounge Oak Chestnut	1274	20.5	2	Consistent wood tone ; knots and texture too stimulating for people with dementia.
		Tamo Natural	1561	24.8	1b	Uniform timber effect without knots
		Curton Stone Taupe	1604	34.4	2	Stone effect with high contrast between the tiles
		Backyard Taupe	1713	33.3	1b	Mineral appearance similar to a semi plain color
		Linear Wood Clear	1701	39.1	2	Linear wood pattern with strong contrast in the plank
		Urban Street Cream	1565	49.1	1a	Mineral appearance similar to a semi plain color
		Bloom Uni Cream	1600	49.2	1b	Mineral appearance similar to a semi plain color
		Curton Stone Clear	1603	53.1	1b	stone effect with striped patterns
	Paradiso Cream	1730	45.9	2	Mineral appearance created by a vein pattern with a consistent tone and a well-defined direction	
	Backyard Light Beige	1712	46.6	1b	Mineral appearance similar to a semi plain color	
	Paradiso Bone	1729	54.6	2	Mineral appearance created by a vein pattern with a consistent tone and a well-defined direction	
	Charming Oak Grey	1279	31.5	2	Consistent wood tone ; knots and texture too stimulating for people with dementia.	









	Product Range	Colourway	Colour code	LRV	DSDC Stirling Rating	Notes
CREATION 70		Bloom Uni Clear	1599	38.2	1b	Mineral appearance similar to a semi plain color
		Urban Street Light	1283	42.3	1b	Mineral appearance similar to a semi plain color
		Urban Street Medium	1284	26.5	1b	Mineral appearance similar to a semi plain color
		Bloom Uni Pearl	1602	26.9	1b	Mineral effect with significant tonal variations
		Backyard Dark	1711	13.7	1b	Mineral appearance similar to a semi plain color
		Urban Street Cobalt	1727	31.3	1a	Flecks with soft contrast forming a familiar stone pattern
		Quartet Natural	0545	16.7	2	Timber pattern with visible knots in the design and marked contrast between the planks
		Onka Caramel	1720	22.9	2	Consistent wood tone ; knots and texture too stimulating for people with dementia.
		Linear Wood Nature	1703	29.8	2	Linear wood pattern with strong contrast in the plank
		Urban Street Amber	1726	30.0	1a	Flecks with soft contrast forming a familiar stone pattern
		Quartet Honey	0870	28.2	2	Timber pattern with visible knots in the design and marked contrast between the planks
		Lounge Oak Natural	1273	30.2	2	Consistent wood tone ; knots and texture too stimulating for people with dementia.
		Lounge Oak Chestnut	1274	20.5	2	Consistent wood tone ; knots and texture too stimulating for people with dementia.
		Curton Stone Taupe	1604	34.4	2	Stone effect with high contrast between the tiles
		Backyard Taupe	1713	33.3	1b	Mineral appearance similar to a semi plain color
		Linear Wood Clear	1701	39.1	2	Linear wood pattern with strong contrast in the plank
	City Oak Beige	1715	34.2	2	Consistent wood tone ; knots and texture too stimulating for people with dementia.	
	Curton Stone Clear	1603	53.1	1b	stone effect with striped patterns	









	Product Range	Colourway	Colour code	LRV	DSDC Stirling Rating	Notes
CREATION 70		Backyard Light Beige	1712	46.6	1b	Mineral appearance similar to a semi plain color
		Urban Street Cream	1565	49.1	1a	Mineral appearance similar to a semi plain color
		Urban Street Light	1283	42.3	1b	Mineral appearance similar to a semi plain color
		Marble Light Grey	1755	39.9	2	Marble effect with pronounced veins
		Urban Street Medium	1284	26.5	1b	Mineral appearance similar to a semi plain color








	Product Range	Colourway	Colour code	LRV	DSDC Stirling Rating	Notes
CREATION 70		Marble Black	1570	7.5	2	Consistent wood tone ; knots and texture too stimulating for people with dementia.
		Backyard Dark	1711	13.7	1b	Mineral appearance similar to a semi plain color
		Onka Greige	1721	21.2	2	Consistent wood tone ; knots and texture too stimulating for people with dementia.
		Backyard Grey	1723	13.7	1b	Stone appearance similar to a semi plain color
		Urban Street Cobalt	1727	31.3	1a	Flecks with soft contrast forming a familiar stone pattern

































# Accredited walls ranges by the DSDC








	Product Range	Colourway	Colour code	LRV	DSDC Stirling Rating	Notes
MURAL REVELA		Vilnius	7007	43.5	2	Matte finish; stone effect with strong contrasts in the striations and fissures
		Tanami Gloss	7029	63.2	2	Marble effect. Shiny finish which can provide visual discomfort
		Alanya	7032	11	1b	Matte finish; stone appearance similar to a semi plain color
		Corabia	7035	46.1	1b	Matte finish; stone appearance with a subtle contrast pattern
		Colima	7052	11.9	2	Matte finish; marble effect with strong contrasts in the pattern
		Zanzibar	7053	48.6	2	Matte finish; stone effect with strong contrasts in the striations and fissures
		Derby Gloss	7059	66.9	2	Marble effect. Shiny finish which can provide visual discomfort
		Sarti	7072	55.9	2	Matte finish; mineral effect with strong contrasts in the pattern








	Product Range	Colourway	Colour code	LRV	DSDC Stirling Rating	Notes
MURAL REVELA		Kamina	7091	40.7	1a	Matte finish; stone appearance with a subtle contrast pattern
		Ampara	7093	72.2	2	Matte finish; marble effect with strong contrasts in the pattern
		Boulia Gloss	7097	49.2	2	Marble effect. Shiny finish which can provide visual discomfort
		Ubeda	7868	62.2	1b	Matte finish; mineral appearance with a subtle contrast pattern
		Baeza	7869	28.2	2	Matte finish; mineral effect with strong contrasts in the pattern
		Liverpool	7911	41.5	1b	Matte finish; mineral appearance with a subtle contrast pattern
		Kampala	7915	36.4	1b	Matte finish; mineral appearance with a subtle contrast pattern
		Hanoi	7918	80.8	1a	Matte finish; plain color

	Product Range	Colourway	Colour code	LRV	DSDC Stirling Rating	Notes
WALL COVERING (SPM) - MURAL CALYPSO		Uni Snow	7611	82.8	1a	Totally plain. No noticeable sheen
		Uni Ice	7020	71.8	1a	Totally plain
		Uni Lotus	7021	71.9	1a	As above
		Cloud Ice	7711	70.7	1b	Mottled pattern is apparent in tonal setting
		Cloud Haze	7010	62.3	1b	Mottled pattern is apparent in tonal setting
		Fabric Silk	7740	58.8	1b	Fabric pattern is familiar & relatively consistent across the pattern repeat
		Cloud Lotus	7309	75.5	1b	As above

	Product Range	Colourway	Colour code	LRV	DSDC Stirling Rating	Notes
WALL COVERING (SPM) - MURAL CALYPSO		Cloud Linen	7311	56.5	1b	Mottled pattern is apparent in tonal setting
		Cloud Pink	7017	56.4	1b	As above
		Cloud Green	7018	53.8	1b	As above
		Cloud Terra	7020	51	1b	As above
		Cloud Skyline	7408	56.8	1b	As above
		Cloud Moonlight	7201	70.5	1b	Mottled pattern is apparent in tonal setting albeit the pattern is very subtle
		Manhattan Mist	7721	64.6	2	Strongly contrasting mottled effect with some darker spots & scratchy lines

	Product Range	Colourway	Colour code	LRV	DSDC Stirling Rating	Notes
WALL PROTECTION (SPM) - DECOCHOC		Wicker	0007	70.8	1b	Rated 1b due to sheen
		Pebble	0011	54.2	1b	Rated 1b due to sheen
		Gravel	0002	52.7	1b	Rated 1b due to sheen
		Clay	0003	31.6	1b	Rated 1b due to sheen
		Cinnamon	0014	38.5	1b	Rated 1b due to sheen
		Flint	0032	43.9	1b	Rated 1b due to sheen
		Greige	0013	41.3	1b	Rated 1b due to sheen
		Granite	0004	24.7	1b	Rated 1b due to sheen
		Sand	0008	51.4	1b	Rated 1b due to sheen
		Sienna	0009	26.0	1b	Rated 1b due to sheen
		Glacier	0016	57.2	1b	Rated 1b due to sheen
		Azure	0018	43.5	1b	Rated 1b due to sheen
		Denim	0020	15.7	1b	Rated 1b due to sheen
		Indigo	0046	10.4	1b	Stipled texture. Sheen less perceptible in this colourway
		Bamboo	0024	53.4	1b	Rated 1b due to sheen
		Iris	0030	17.7	1b	Rated 1b due to sheen
		Mulberry	0042	13.5	1b	Stipled texture. Sheen less perceptible in this colourway
		Terracotta	0041	26.7	1b	Stipled texture. Sheen less perceptible in this colourway
		Poppy	0028	15.4	1b	Rated 1b due to sheen
		Bark	0010	14.7	1b	Rated 1b due to sheen
	Slate	0033	6.7	1b	Rated 1b due to sheen	
	Basalt	0036	4.5	1b	Rated 1b due to sheen	
	Turquoise	0047	25.1	1a	As above	

	Product Range	Colourway	Colour code	LRV	DSDC Stirling Rating	Notes
WALL PROTECTION (SPM) - DECOCHOC		Linden	0049	29.4	1a	As above
		Mist	0101	60.9	1a	As above
		Sage	0044	38.8	1a	As above
		Fern	0045	17.8	1a	As above
		Schist	0005	15.4	1a	As above
		Alum	0031	73.5	1b	Rated 1b due to sheen
		Ivory	0006	80.1	1b	Rated 1b due to sheen




	Product Range	Colourway	Colour code	LRV	DSDC Stirling Rating	Notes
WALL PROTECTION (SPM) - DECOWOOD		Maple	0060	48.6	1b	Rated 1b as familiar timber pattern
		Light Oak	0062	34.6	1b	Rated 1b as familiar timber pattern
		Stripped Pine	0065	35.6	1b	Rated 1b as familiar timber pattern
		Brown cedar	0069	23.5	1b	Rated 1b as familiar timber pattern
		Smoky cedar	0068	11.3	1b	Rated 1b due to sheen
		Walnut	0070	11.6	1b	Has a straight-grain figuration
		Cherry	0071	23.8	2	Includes some knots and swirls

	Product Range	Colourway	Colour code	LRV	DSDC Stirling Rating	Notes
WALL PROTECTION (SPM) - DECOTREND		Brushed Aluminium	0050	40.6	1a	Brushed metal effect texture with more of a sheen. Rated 1a as still plain.
		Raw Concrete	0054	26.6	2	Slight sheen. Rated 2 as slightly patchy brushed plaster effect.
		Rust Corten	0056	18.5	2	Very matt. Rated 2 as stippled effect with some contrasting darker markings.
		Green Corten	0057	22.2	2	Very matt but rated 2 due to the mottled patinated metal effect which is patchy in tone.



Z0046259

## We care / we act our commitments for 2030

 <p><b>climate</b></p> <p><b>-30% CO<sub>2</sub></b> scopes 1, 2, 3 in tons eq. CO<sub>2</sub>, vs 2019 Science Based Targets<sup>(1)</sup></p>	 <p><b>resources</b></p> <p><b>75%</b> biobased, mineral and recycled content<sup>(2)</sup></p> <p><b>30%</b> recycled content<sup>(3)</sup></p>	 <p><b>circularity</b></p> <p><b>65 000 tons</b> annual volume recycled<sup>(4)</sup></p> <p><b>45%</b> loose-lay<sup>(5)</sup></p>	 <p><b>health &amp; well-being</b></p> <p><b>100%</b> products better than Indoor Air Quality standards<sup>(6)</sup></p> <p><b>95%</b> sales covered by EPD<sup>(7)</sup></p>	 <p><b>people</b></p> <p><b>30%</b> women<sup>(8)</sup></p> <p><b>40%</b> internal mobility<sup>(9)</sup></p> <p><b>Towards 0</b> accident<sup>(10)</sup></p>
--	---	--	---	--



**More details:** 1. Scopes 1, 2 & 3, in absolute value, market-based. Trajectory approved by SBTi (Science Based Targets Initiative). 2. Origin of raw materials for the entire Floor & Wall portfolio, on average, by weight; including 15% virgin salt, a primary element in vinyl manufacturing. Compared to 71% in 2024. 3. Average content in the Floor & Wall vinyl portfolio, by weight. Compared to 21% in 2024. 4. Recycled in our factories and recycling units. Compared to 59 040 tons in 2024. 5. % of Floor activity with non-glued products, easy to remove, easy to re-use. Compared to 40% in 2024. 6. 100% of vinyl and linoleum sold to the building market below 100 micrograms /m<sup>3</sup> (TVOC 28 days). 7. % of Floor & Wall activity covered by Environmental Product Declarations (EPD). Compared to 44% in 2024. 8. % women in our global workforce and among our managers. Compared to respectively 26% and 27% in 2024. 9. % job openings filled with internal hires worldwide. Compared to 25% in 2024. 10. Towards 0 accident: Lost time accident per million hours worked: below 3 vs 8,9 in 2024, for Gerflor employees worldwide.